



Output power	63,0 VA
Input	400-230 +/-15V V AC
Output	24 V AC
Category	Line, Control circuit und Safety isolating transformer



Picture representative

Electrical parameters

Phases	1
Nominal power	VA 63,0
Short-time power	VA 190
Nominal input voltage	V AC 415-400-385-245-230-215
Nominal input current	A AC 0,200-0,208-0,516-0,339-0,361-0,386
Nominal output voltage	V AC 24
Nominal output current	A AC 2,630
Frequency	Hz 50...60
Short circuit voltage	% 8,40 20°C
Vector group	li0
Duty	continuous
Duty cycle	% 100
Winding material	CU
Winding losses	W 6,80
Iron losses	W 4,70
Total losses	W 11,5
Efficiency	% 85,0

Standards

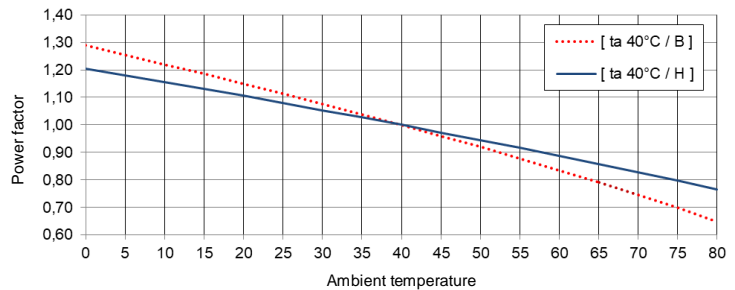
Standards	EN 61558-2-1, -2-2, -2-6 UL 5085 / XPTQ2-8.E92271
-----------	--

Authorization / Certificate

Approvals	EAC UL US (further approvals possible on customer request)
Declaration of Conformity	CE

Environmental conditions

Operating temperature	°C	-25 ... +40
Storage temperature	°C	-25 ... +55
Extended temperature range	°C	up to +80 (after power reduction according to the load characteristics)



Relative humidity (without condensation)	%	5 ... 95
Cooling		natural cooling
Installation altitude		to 1000m above sea level, higher altitude possible with power reduction
Overvoltage category	(acc. EN 61558)	OVC III
Degree of pollution	(acc. EN 61558)	P2

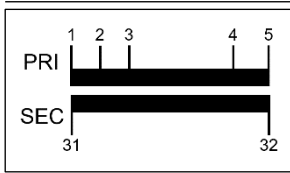
Installation and mounting

Type of terminals	Screw / tab connection
Mounting type	Screws / mounting rails
Mounting position	see „Dimensional drawing“ at the end of the document
Dimensions (HxWxD)	see „Dimensional drawing“ at the end of the document
Mounting dimensions	see „Dimensional drawing“ at the end of the document
Oblong hole	see „Dimensional drawing“ at the end of the document
Clearance distance	see technical information in the chapter „Further information“

Security features

Insulation class	acc. EN	class B
Insulation class	acc. UL	CLASS 130
Protection		IP00 (other types of protection on request)
Protection class		I
Short-circuit strength		conditionally with protection

Connection table



Terminal block

Back side: 32-31
Front side: 1-2-3-4-5

	U _N [V AC]	I _N [A AC]	Terminals	Wiring	Protection
PRI1	415	0,200	1-5	-	3RV2411-0CA10 / 0,22A (ext.)
	400	0,208	2-5	-	3RV2411-0CA10 / 0,23A (ext.)
	385	0,216	3-5	-	3RV2411-0CA10 / 0,24A (ext.)
	245	0,339	1-4	-	3RV2411-0FA10 / 0,38A (ext.)
	230	0,361	2-4	-	3RV2411-0FA10 / 0,40A (ext.)
	215	0,386	3-4	-	3RV2411-0FA10 / 0,42A (ext.)
SEC1	24	2,625	31-32	-	3RV2011-1DA10 / 2,7A (ext.)



NOTE protection

Protection acc. IEC 60947 | Type suggestion with Siemens circuit breaker - alternatives are possible.
Protection for the North American market acc. UL - see chapter „Further information“.

General data

GTIN / EAN	4025515565055
Country of origin	Czech Republic
Packaging unit	1
Export sign	AL: N / ECCN: N
Customs tariff number	85043180
Gross weight - brutto	kg 1,8
Net weight - netto	kg 1,6

Further information

Complete catalogue Transformers / Power Supplies / Reactors / Filters

www.mdexx.com/online-katalog

Core product range Transformers

www.mdexx.com/core-products-range-transformers

Technical information

www.mdexx.com/technische-information

ePLAN / CAD data

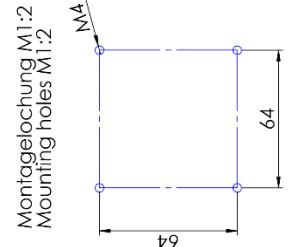
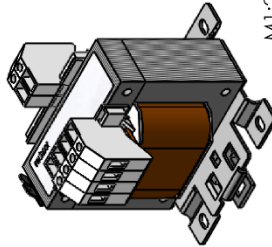
www.eplandata.de/portal/en_EN/part/MDX.TAM3242-8JN00-0EA0

Service / Support

- Operating instruction [www.mdexx.com/BA_T_Transformatoren \(TAM, TAP, TAT, TAU, TBT, TBU\)](http://www.mdexx.com/BA_T_Transformatoren(TAM,TAP,TAT,TAU,TBT,TBU))
- Certificate www.mdexx.com/downloads/zertifikate
- EU Declarations of Conformity [www.mdexx.com/Transformatoren nach EN 61558 \(TAM, TAN, TAP, TAT, TAU, TAW\)](http://www.mdexx.com/Transformatoren nach EN 61558 (TAM, TAN, TAP, TAT, TAU, TAW))
- EAC Certifications [www.mdexx.com/EAC Transformatoren](http://www.mdexx.com/EAC_Transformatoren)
- UL Certifications

US	product	www.mdexx.com/XPTQ2.E92271 (TAJ, TAM, TAP, TAW, TEF, TEV)
	isolation	www.mdexx.com/OBJY2.E106597 (CTB130, CTB155, ADS180, CCC180)
CA	product	www.mdexx.com/XPTQ8.E92271 (TAJ, TAM, TAP, TAW, TEF, TEV)
	isolation	www.mdexx.com/OBJY8.E106597 (CTB130, CTB155, ADS180, CCC180)

Dimensional drawing



Klemmenzahl und Position können variieren!
Number of terminals and position can vary!