Datasheet

TAM4042-5AN00-0EA0

CTB130

Output power	**250 VA**
Input	**400 +/-5% V AC**
Output	**24 V AC**
Category	**Line, Control circuit und Safety isolating transformer**

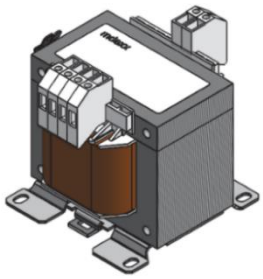

Picture representative

Electrical parameters

Phases		1	
Nominal power	VA	250	
Short-time power	VA	850	
Nominal input voltage	V AC	420-400-380	
Nominal input current	A AC	0,705-0,741-0,780	
Nominal output voltage	V AC	24	
Nominal output current	A AC	10,4	
Frequency	Hz	50…60	
Short circuit voltage	%	6,52	| 20°C
Vector group		Ii0	
Duty		continuous	
Duty cycle	%	100	
Winding material		CU	
Winding losses	W	17,7	
Iron losses	W	12,4	
Total losses	W	30,1	
Efficiency	%	89,0	

Standards

Standards	EN 61558-2-1, -2-2, -2-6 UL 5085 / XPTQ2-8.E92271

Authorization / Certificate

Approvals	| (further approvals possible on customer request)
Declaration of Conformity	CE

© 2022 mdexx Magnetronic Devices GmbH

excellence inside.

Environmental conditions

Operating temperature	°C	-25 … +40
Storage temperature	°C	-25 … +55
Extended temperature range	°C	up to +80 (after power reduction according to the load characteristics)

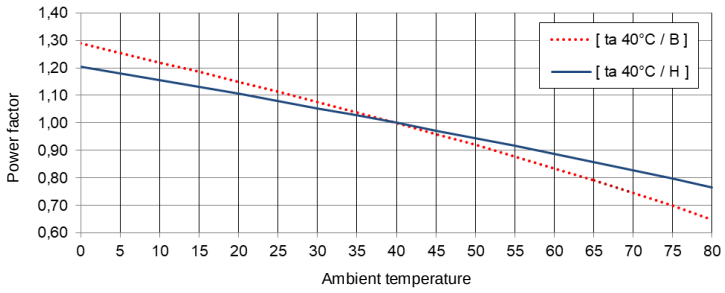

Relative humidity (without condensation)	%	5 … 95
Cooling		natural cooling
Installation altitude		to 1000m above sea level, higher altitude possible with power reduction
Overvoltage category	(acc. EN 61558)	OVC III
Degree of pollution	(acc. EN 61558)	P2

Installation and mounting

Type of terminals	Screw / tab connection
Mounting type	Screws / mounting rails
Mounting position	see „Dimensional drawing“ at the end of the document
Dimensions (HxWxD)	see „Dimensional drawing“ at the end of the document
Mounting dimensions	see „Dimensional drawing“ at the end of the document
Oblong hole	see „Dimensional drawing“ at the end of the document
Clearance distance	see technical information in the chapter „Further information“

Security features

Insulation class	acc. EN	class B
Insulation class	acc. UL	CLASS 130
Protection		IP00 (other types of protection on request)
Protection class		I
Short-circuit strength		conditionally with protection

© 2022 mdexx Magnetronic Devices GmbH

Connection table

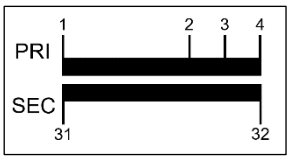

Terminal block

Back side: 32-31

Front side: 1-2-3-4

	U_N [V AC]	I_N [A AC]	Terminals	Wiring	Protection
PRI1	420	0,705	1-4	-	3RV2411-0JA10 / 0,78A (ext.)
	400	0,741	1-3	-	3RV2411-0JA10 / 0,81A (ext.)
	380	0,780	1-2	-	3RV2411-0JA10 / 0,85A (ext.)
SEC1	24	10,42	31-32	-	3RV2011-1KA10 / 10,5A (ext.)

NOTE protection

Protection acc. IEC 60947 | Type suggestion with Siemens circuit breaker - alternatives are possible.
Protection for the North American market acc. UL - see chapter „Further information“.

General data

GTIN / EAN		4025515515906
Country of origin		Czech Republic
Packaging unit		1
Export sign		AL: N / ECCN: N
Customs tariff number		85043180
Gross weight - brutto	kg	3,9
Net weight - netto	kg	3,7

Further information

Complete catalogue Transformers / Power Supplies / Reactors / Filters
www.mdexx.com/online-katalog

Core product range Transformers
www.mdexx.com/core-products-range-transformers

Technical information
www.mdexx.com/technische-information

ePLAN / CAD data
www.eplandata.de/portal/en_EN/part/MDX.TAM4042-5AN00-0EA0

Service / Support

- Operating instruction — www.mdexx.com/BA_T_Transformatoren (TAM, TAP, TAT, TAU, TBT, TBU)
- Certificate — www.mdexx.com/downloads/zertifikate
- EU Declarations of Conformity — www.mdexx.com/Transformatoren nach EN 61558 (TAM, TAN, TAP, TAT, TAU, TAW)
- EAC Certifications — www.mdexx.com/EAC Transformatoren
- UL Certifications
  - US *product* — www.mdexx.com/XPTQ2.E92271 (TAJ, TAM, TAP, TAW, TEF, TEV)
  - US *isolation* — www.mdexx.com/OBJY2.E106597 (CTB130, CTB155, ADS180, CCC180)
  - CA *product* — www.mdexx.com/XPTQ8.E92271 (TAJ, TAM, TAP, TAW, TEF, TEV)
  - CA *isolation* — www.mdexx.com/OBJY8.E106597 (CTB130, CTB155, ADS180, CCC180)

excellence inside.

Subject to changes
© 2022 mdexx Magnetronic Devices GmbH

Dimensional drawing

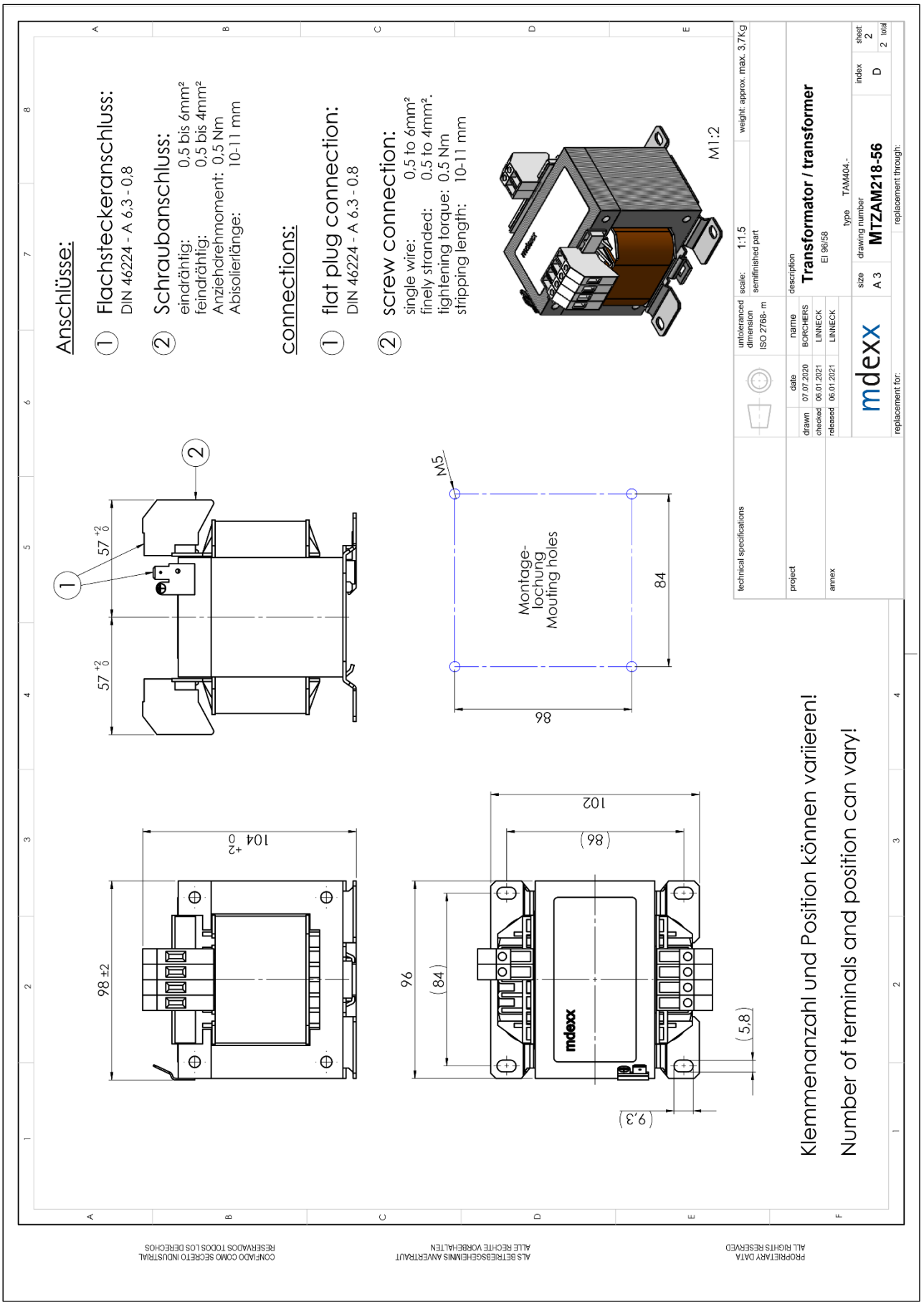

Subject to changes
© 2022 mdexx Magnetronic Devices GmbH