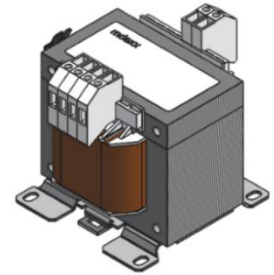




Output power	630 VA
Input	440 +/-5% V AC
Output	230 V AC
Category	Line, Control circuit und Isolation transformer



Picture representative

Electrical parameters

Phases	1
Nominal power	VA 630
Short-time power	kVA 2,35
Nominal input voltage	V AC 462-440-418
Nominal input current	A AC 1,53-1,60-1,69
Nominal output voltage	V AC 230
Nominal output current	A AC 2,74
Frequency	Hz 50...60
Short circuit voltage	% 3,70 20°C
Vector group	li0
Duty	continuous
Duty cycle	% 100
Winding material	CU
Winding losses	W 28,5
Iron losses	W 25,0
Total losses	W 53,5
Efficiency	% 92,0

Standards

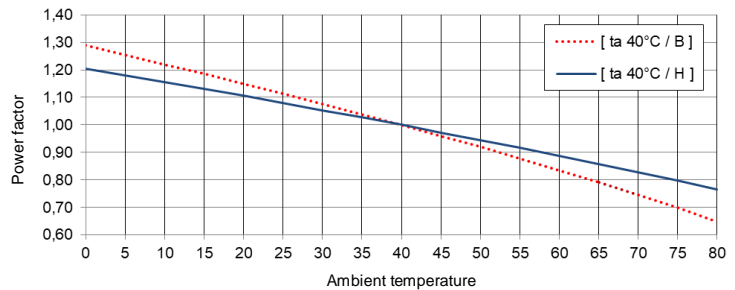
Standards	EN 61558-2-1, -2-2, -2-4 UL 5085 / XPTQ2-8.E92271
-----------	--

Authorization / Certificate

Approvals	ENE cULus (further approvals possible on customer request)
Declaration of Conformity	CE

Environmental conditions

Operating temperature	°C	-25 ... +40
Storage temperature	°C	-25 ... +55
Extended temperature range	°C	up to +80 (after power reduction according to the load characteristics)



Relative humidity (without condensation)	%	5 ... 95
Cooling		natural cooling
Installation altitude		to 1000m above sea level, higher altitude possible with power reduction
Overvoltage category	(acc. EN 61558)	OVC III
Degree of pollution	(acc. EN 61558)	P2

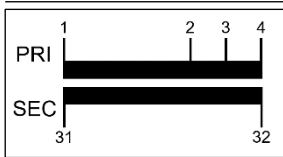
Installation and mounting

Type of terminals	Screw / tab connection
Mounting type	Screw
Mounting position	see „Dimensional drawing“ at the end of the document
Dimensions (HxWxD)	see „Dimensional drawing“ at the end of the document
Mounting dimensions	see „Dimensional drawing“ at the end of the document
Oblong hole	see „Dimensional drawing“ at the end of the document
Clearance distance	see technical information in the chapter „Further information“

Security features

Insulation class	acc. EN	class B
Insulation class	acc. UL	CLASS 130
Protection		IP00 (other types of protection on request)
Protection class		I
Short-circuit strength		conditionally with protection

Connection table



Terminal block

Back side: 32-31
Front side: 1-2-3-4

	U _N [V AC]	I _N [A AC]	Terminals $\circ \circ$	Wiring $\overline{\circ \circ}$	Protection
PRI1	462	1,53	1-4	-	3RV2411-1BA10 / 1,7A (ext.)
	440	1,60	1-3	-	3RV2411-1BA10 / 1,8A (ext.)
	418	1,69	1-2	-	3RV2411-1CA10 / 1,9A (ext.)
SEC1	230	2,74	31-32	-	3RV2011-1DA10 / 2,8A (ext.)



NOTE protection

Protection acc. IEC 60947 | Type suggestion with Siemens circuit breaker - alternatives are possible.
Protection for the North American market acc. UL - see chapter „Further information“.

General data

GTIN / EAN	4025515564119
Country of origin	Czech Republic
Packaging unit	1
Export sign	AL: N / ECCN: N
Customs tariff number	85043180
Gross weight - brutto	kg 8,4
Net weight - netto	kg 7,9

Further information

Complete catalogue Transformers / Power Supplies / Reactors / Filters

www.mdexx.com/online-katalog

Core product range Transformers

www.mdexx.com/core-products-range-transformers

Technical information

www.mdexx.com/technische-information

ePLAN / CAD data

www.eplandata.de/portal/en_EN/part/MDX.TAM5242-5CT10-0FA0

Service / Support

- Operating instruction [www.mdexx.com/BA_T_Transformatoren \(TAM, TAP, TAT, TAU, TBT, TBU\)](http://www.mdexx.com/BA_T_Transformatoren_(TAM,_TAP,_TAT,_TAU,_TBT,_TBU))
- Certificate www.mdexx.com/downloads/zertifikate
- EU Declarations of Conformity [www.mdexx.com/Transformatoren nach EN 61558 \(TAM, TAN, TAP, TAT, TAU, TAW\)](http://www.mdexx.com/Transformatoren_nach_EN_61558_(TAM,_TAN,_TAP,_TAT,_TAU,_TAW))
- EAC Certifications [www.mdexx.com/EAC Transformatoren](http://www.mdexx.com/EAC_Transformatoren)
- UL Certifications

US	product	www.mdexx.com/XPTQ2.E92271 (TAJ, TAM, TAP, TAW, TEF, TEV)
	isolation	www.mdexx.com/OBJY2.E106597 (CTB130, CTB155, ADS180, CCC180)
CA	product	www.mdexx.com/XPTQ8.E92271 (TAJ, TAM, TAP, TAW, TEF, TEV)
	isolation	www.mdexx.com/OBJY8.E106597 (CTB130, CTB155, ADS180, CCC180)

Dimensional drawing

