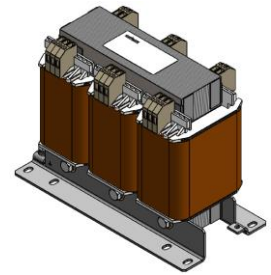




Output power	1,00 kVA
Input	Y500-400/D289-230 V AC
Output	Y 400 / D 230 V AC
Category	Line, Control circuit und Isolation transformer



Picture representative

Electrical parameters

Phases	3
Nominal power	kVA 1,00
Short-time power	kVA 3,50
Nominal input voltage	V AC 500-400-289-230
Nominal input current	A AC 1,25-1,56-2,16-2,71
Nominal output voltage	V AC 400-230
Nominal output current	A AC 1,44-2,50
Frequency	Hz 50...60
Short circuit voltage	% 4,80 20°C
Vector group	IIIiii0
Duty	continuous
Duty cycle	% 100
Winding material	CU
Winding losses	W 67,4
Iron losses	W 25,4
Total losses	W 92,8
Efficiency	% 91,5

Standards

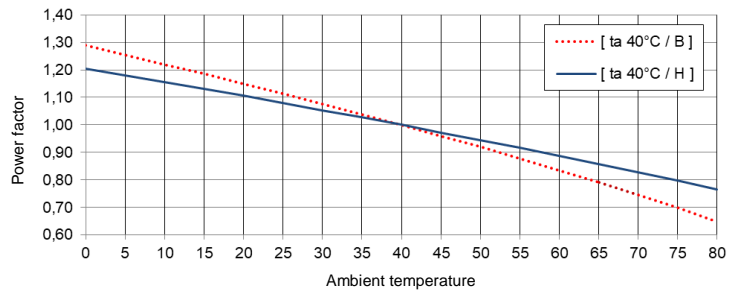
Standards	EN 61558-2-1, -2-2, -2-4 UL 5085 / XPTQ2-8.E92271
-----------	--

Authorization / Certificate

Approvals	ENE cULus (further approvals possible on customer request)
Declaration of Conformity	CE

Environmental conditions

Operating temperature	°C	-25 ... +40
Storage temperature	°C	-25 ... +55
Extended temperature range	°C	up to +80 (after power reduction according to the load characteristics)



Relative humidity (without condensation)	%	5 ... 95
Cooling		natural cooling
Installation altitude		to 1000m above sea level, higher altitude possible with power reduction
Overvoltage category	(acc. EN 61558)	OVC III
Degree of pollution	(acc. EN 61558)	P2

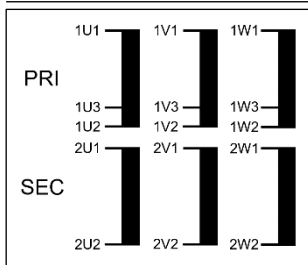
Installation and mounting

Type of terminals	Screw / tab connection
Mounting type	Screw
Mounting position	see „Dimensional drawing“ at the end of the document
Dimensions (HxWxD)	see „Dimensional drawing“ at the end of the document
Mounting dimensions	see „Dimensional drawing“ at the end of the document
Oblong hole	see „Dimensional drawing“ at the end of the document
Clearance distance	see technical information in the chapter „Further information“

Security features



Insulation class	acc. EN	class B
Insulation class	acc. UL	CLASS 130
Protection		IP00 (other types of protection on request)
Protection class		I
Short-circuit strength		conditionally with protection

Connection table



Terminal block

Back side: 2U1-2U2-2V1-2V2-2W1-2W2
 Front side: 1U1-1U3-1U2-1V1-1V3-1V2-1W1-1W3-1W2

	U _N [V AC]	I _N [A AC]	Terminals 	Wiring 	Protection
PRI1	500	1,25	1U1-1V1-1W1	1U2-1V2-1W2	3RV2411-1AA10 / 1,4A (ext.)
	400	1,56	1U1-1V1-1W1	1U3-1V3-1W3	3RV2411-1BA10 / 1,8A (ext.)
	289	2,16	1U1-1V1-1W1	1U1-1W2 1V1-1U2 1W1-1V2	3RV2411-1DA10 / 2,5A (ext.)
	230	2,71	1U1-1V1-1W1	1U1-1W3 1V1-1U3 1W1-1V3	3RV2411-1EA10 / 3,1A (ext.)
SEC1	400	1,44	2U1-2V1-2W1	2U2-2V2-2W2	3RV2011-1AA10 / 1,5A (ext.)
	230	2,50	2U1-2V1-2W1	2U1-2W2 2V1-2U2 2W1-2V2	3RV2011-1DA10 / 2,6A (ext.)



NOTE protection

Protection acc. IEC 60947 | Type suggestion with Siemens circuit breaker - alternatives are possible.
 Protection for the North American market acc. UL - see chapter „Further information“.

General data

GTIN / EAN	4025515531982
Country of origin	Czech Republic
Packaging unit	1
Export sign	AL: N / ECCN: N
Customs tariff number	85043200
Gross weight - brutto	kg 10,7
Net weight - netto	kg 10,2

Further information

Complete catalogue Transformers / Power Supplies / Reactors / Filters
www.mdexx.com/online-katalog

Core product range Transformers
www.mdexx.com/core-products-range-transformers

Technical information
www.mdexx.com/technische-information

ePLAN / CAD data
www.eplandata.de/portal/en_EN/part/MDX.TAP2142-8BC40-0HA0

Service / Support

- Operating instruction [www.mdexx.com/BA_T_Transformatoren\(TAM,TAP,TAT,TAU,TBT,TBU\)](http://www.mdexx.com/BA_T_Transformatoren(TAM,TAP,TAT,TAU,TBT,TBU))
- Certificate www.mdexx.com/downloads/zertifikate
- EU Declarations of Conformity [www.mdexx.com/Transformatoren nach EN 61558\(TAM,TAN,TAP,TAT,TAU,TAW\)](http://www.mdexx.com/Transformatoren nach EN 61558(TAM,TAN,TAP,TAT,TAU,TAW))
- EAC Certifications www.mdexx.com/EAC_Transformatoren

▪ UL Certifications

US	<i>product</i>	www.mdexx.com/XPTQ2.E92271 (TAJ, TAM, TAP, TAW, TEF, TEV)
	<i>isolation</i>	www.mdexx.com/OBJY2.E106597 (CTB130, CTB155, ADS180, CCC180)
CA	<i>product</i>	www.mdexx.com/XPTQ8.E92271 (TAJ, TAM, TAP, TAW, TEF, TEV)
	<i>isolation</i>	www.mdexx.com/OBJY8.E106597 (CTB130, CTB155, ADS180, CCC180)

Dimensional drawing

